



OWNER'S

MANUAL



FIREBALL-6.3C

6.5 "(166CM) 3-Way Component Speaker

WARNING!

PLEASE READ CAREFULLY BEFORE USING

YOUR SPEAKER

Dear Customer,

Congratulations on purchasing our Aura Speaker.

This product has been designed and manufactured to Aura's exact standards to ensure many years of audio enjoyment. For the best performance, we recommend that you have your Aura product installed by an authorized Aura dealer.

If you would like to install this product on your own, we recommend for you to go through this manual to familiarize yourself with all the installation requirements and procedures.

If you encounter any issues or if you have any questions on the operation of this product, please contact your nearest authorized Aura dealer for assistance, or you may also contact us through our website or social media channels.

Installation of Your Product

In today's modern vehicles, it is very easy to cause damage to existing systems through improper installation. Please follow and scrutinize all wiring diagrams to ensure that you have connected everything in its proper place.

If you find yourself uncomfortable or unfamiliar with understanding the wiring and installation diagrams or testing instructions, do contact your nearest Aura dealer to perform the installation for you.

Safety Warnings and Considerations

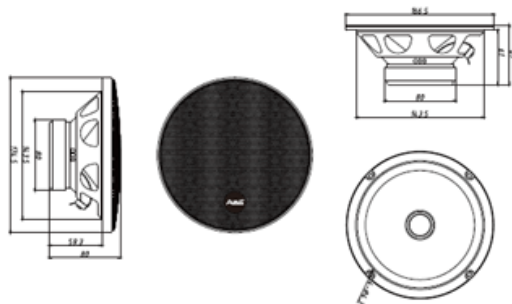
- Clean only with a dry cloth or other similar materials.
- Install your product in a dry, well-ventilated location that does not interfere with your vehicle's safety equipment.
- Do not block any ventilation openings when installing this product.
- Do not mount the product in the engine compartment of your vehicle or in any areas of extreme heat such as mufflers, silencers, exhaust pipes or other heat producing apparatus.
- Securely mount the product so that it does not come loose in the event of a collision or as a result of repeated vibrations that might occur during normal operation.
- Installation of the apparatus must be done with great care to prevent damage to your vehicle's fuel lines, power, and other electrical wiring, hydraulic brake lines, and other systems. If possible, always visit your nearest Aura dealer to perform the installation.
- Do not run any wiring outside or underneath the vehicle. Keep all wires inside the vehicle.
- Take the necessary precautions when making connections to the vehicle's battery to avoid any potential shock.
- Protect all system wires from sharp edges by carefully routing them, always use rubber grommets to protect wiring and cables whenever you are installing them through metal openings.
- Secure all wiring using cable ties or wire clamps to protect them from moving parts and sharp edges.
- This apparatus shall not be exposed to dripping or splashing, and no object filled with liquids, shall be placed on the apparatus.
- Refer all servicing to qualified service personnel. Servicing is required when the apparatus has been damaged in any way, such as the power input terminals are damaged, liquid has been spilled or objects have fallen into the apparatus, the apparatus has been exposed to rain or moisture, does not operate normally, or has been dropped.
- Fuses shall be replaced only with the correct type and fuse value, and only when the apparatus is powered off.
- Exposure to high sound pressure levels may lead to permanent hearing loss. Take every precaution to protect your hearing.
- This product is designed specifically for use with 12 volt, negative-ground electrical systems only. Using this product in systems with positive ground and/or voltages other than 12V may result in damage to the product and your system.

FIREBALL-6.3C - MATERIAL INFORMATION & DIMENSIONS

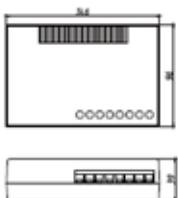
General Features :

- Heavy Guage Steel Basket
- High- Energy Y30 Magnet assures Sufficient Magnet Force needed for High Sensitivity and Accurate sound Reproduction.
- Woven Fibre Paper Cone with Butyl Sound Surround
- High Quality clot Spider with Polyester Fibre
- 1" High Temperature ASV Voice coil
- 3" Dynamic Audiophile Mid Range
- 25mm Silk Diaphragm tweeter with Ferro Fluid Cooled V.C
- Custom Competition Grade 12dB Crossover with Fireball Logo
- Custom Grill for Woofer Cone, Mid Range and Tweeter.
- Pods for Tweeter

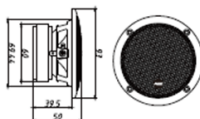
Woofer



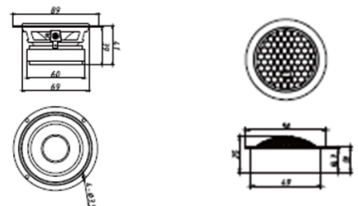
Crossover



Mid Range



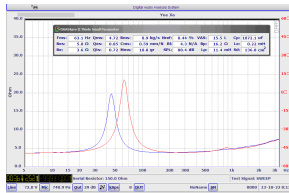
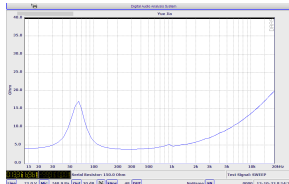
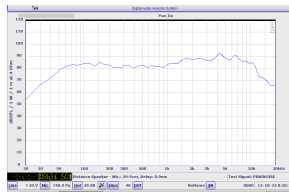
Tweeter



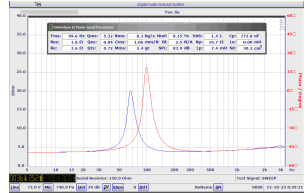
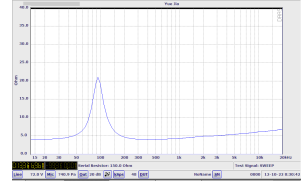
SPECIFICATION

SPECIFICATION	Fireball-6.3C
Type	3-Way Component Speaker
Speaker Size	6.5" (16.65 CM)
Speaker Diameter	166.5mm
Speaker Type	Woofer
Nominal Output Power (RMS)	80W
Frequency Response	65-13000Hz
Sensitivity	89dB
Impedance	4 ohm
Cone Material	Woven Fiber Paper Cone
Surround	Butyl Rubber surround
Phase Plug	ABS
Voice Coil Diameter	25.5MM
Magnet Mass	11.4 OZ
Mid Range	
Speaker Size	3" (8.9cm)
Speaker Diameter	89mm
Speaker Type	Mid Range
Nominal Output Power (RMS)	40W
Frequency Response	100-20000Hz
Sensitivity	83dB
Impedance	4 ohm
Cone Material	Woven Fiber Paper Cone
Surround	Butyl Rubber surround
Phase Plug	Paper
Voice Coil Diameter	20.4mm
Magnet Mass	5.1Oz
Size	
Tweeter	
Size	25mm
Type	Tweeter
Nominal Impedance	4 ohm
Frequency Response	1350-20000Hz
Rated Power RMS	20W
Sensitivity	88dB
Weight	79G
Crossover Specifications	
Size	146*96*39mm
Slope	12DB

Woofer

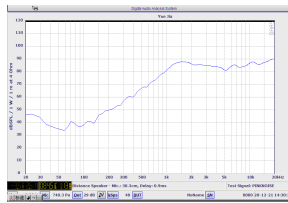


Mid Range



Tweeter

Resonant frequency : 65.8hz
 Oms : 3. 7 4
 Qes : 0.88
 Qts : 0.71
 Overall I depth : 66.5mm
 Mounting depth : 60mm
 Overall diameter : 166.5mm
 Mounting diameter : 143mm



TROUBLESHOOTING

If any of the following problem occur, please resort to troubleshooting for the possible solutions. consult Aura authorized dealer if problem persist.

Problems

Possible Causes

Solutions

Incorrect or loose wiring connection
 Fraying or broken cables.
 Speaker is damaged.

Ensure proper wiring connections of speaker,
 Repair or replace if the cables are damaged.
 Repair with a new speaker..

Distorted and hissing sound

voice call or speaker cone is damaged .

Repair with a new speaker..



(Follow us on:)

www.enigmatech.co.in

<https://www.facebook.com/enigmadigitaltechno/>

<https://twitter.com/enigmadigital72>

<https://www.instagram.com/enigmatechnotronix/>

<https://www.linkedin.com/company/enigma-technotronix/>